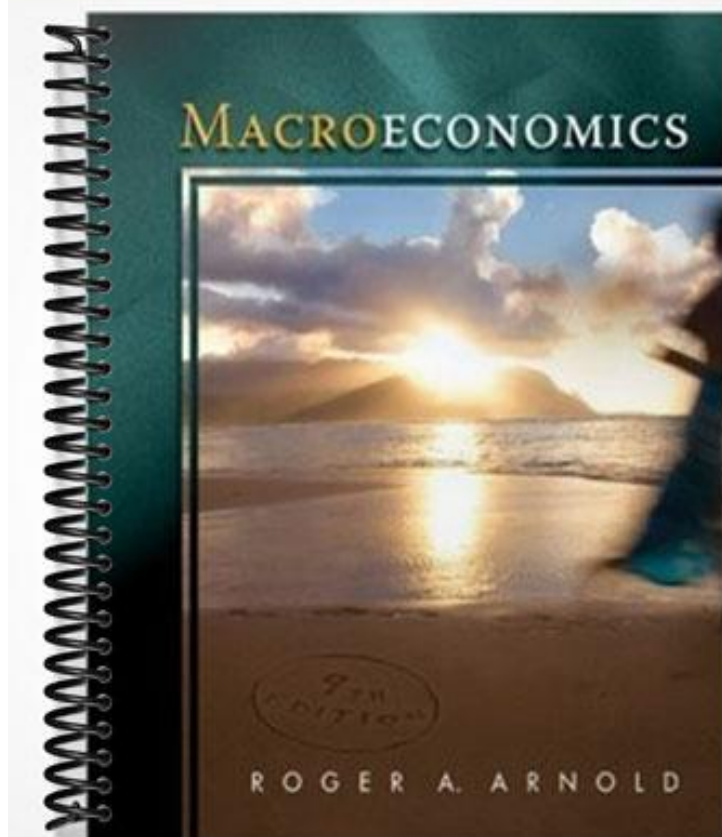


TEST BANK



Chapter 2—Economic Activities: Producing and Trading

MULTIPLE CHOICE

1. Points outside (or beyond) the PPF are
 - a. attainable.
 - b. unattainable.
 - c. efficient.
 - d. inefficient.

ANS: B PTS: 1 DIF: Easy NAT: Analytic
LOC: Scarcity, tradeoffs, and opportunity cost

2. Which of the following statements is true?
 - a. In a world of efficiently used scarce resources, more of one good necessarily means less of some other good.
 - b. The law of increasing opportunity costs assumes that all people have the same ability to produce goods.
 - c. Efficiency implies that it is impossible to get more of one good without getting less of another.
 - d. Even if a country has unemployed resources, it can still be operating on its production possibilities frontier (PPF).
 - e. a and c

ANS: E PTS: 1 DIF: Difficult NAT: Analytic
LOC: Efficiency and equity

3. Through war, many of the factories in country 1 are destroyed and many of its people are killed. As a result, the country's
 - a. production possibilities frontier (PPF) after the war has probably shifted to the right compared to its PPF prior to the war.
 - b. PPF after the war has probably shifted to the left compared to its PPF prior to the war.
 - c. PPF after the war is probably the same PPF as before the war.
 - d. ability to produce goods and services has increased.
 - e. b and d

ANS: B PTS: 1 DIF: Moderate NAT: Analytic
LOC: Scarcity, tradeoffs, and opportunity cost NOT: NEW

4. The economy moves from point A, where it produces 100X and 200Y, to point B, where it produces 200X and 150Y. It follows that
 - a. point A is an inefficient point.
 - b. point A may be an inefficient point.
 - c. point A may be an efficient point.
 - d. point B is an efficient point.
 - e. b and c

ANS: E PTS: 1 DIF: Difficult NAT: Analytic
LOC: Efficiency and equity

5. Both country 1 and country 2 are located on their respective production possibilities frontiers (PPFs), but country 1 produces twice the output that country 2 produces. It follows that
 - a. country 1's PPF lies further to the right than country 2's PPF.
 - b. country 1 has a smaller population than country 2.

- c. country 1 has a bigger population than country 2.
- d. country 1 is efficient and country 2 is inefficient.
- e. none of the above

ANS: A PTS: 1 DIF: Moderate NAT: Analytic
 LOC: Scarcity, tradeoffs, and opportunity cost

6. When Claudia trades \$100 for good X, economists assume that she is
- a. trading something of less value to her for something of more value to her.
 - b. trading something of more value to her for something of less value to her.
 - c. trading something that gives her less utility for something that gives her more utility.
 - d. a and c
 - e. none of the above

ANS: D PTS: 1 DIF: Easy NAT: Analytic
 LOC: Gains from trade, specialization and trade

7. Before an exchange is made, a person is said to be in the
- a. *ex ante* position
 - b. *ex post* position
 - c. *ceteris paribus* position
 - d. current position
 - e. *ex calibre* position

ANS: A PTS: 1 DIF: Easy NAT: Analytic
 LOC: Gains from trade, specialization and trade

8. The _____ refer(s) to how much of one thing is traded for how much of something else.
- a. exchange process
 - b. terms of trade
 - c. duality prices
 - d. transaction costs
 - e. comparative advantage

ANS: B PTS: 1 DIF: Easy NAT: Analytic
 LOC: Gains from trade, specialization and trade

9. The terms of trade moved in the buyer's favor. It follows that the price _____ by the buyer fell and the price _____ by the seller _____.
- a. paid, received; increased
 - b. paid, received; decreased
 - c. received, paid; decreased
 - d. paid, received; stayed the same
 - e. none of the above

ANS: B PTS: 1 DIF: Moderate NAT: Analytic
 LOC: Gains from trade, specialization and trade

10. Transaction costs are
- a. the costs associated with the time and effort needed to search out, negotiate, and consummate an exchange.
 - b. the costs a consumer pays in the *ex ante* position.
 - c. the costs a seller pays in the *ex post* position.
 - d. identical to the terms of exchange.
 - e. always higher for buyers than sellers.

ANS: A PTS: 1 DIF: Easy NAT: Analytic
LOC: Gains from trade, specialization and trade

11. Which of the following purchases is likely to have the highest transaction costs?
- a. a loaf of bread at the grocery store
 - b. the 100 shares of stock online
 - c. a book from an online bookseller
 - d. a house
 - e. a book from the university bookstore

ANS: D PTS: 1 DIF: Easy NAT: Analytic
LOC: Gains from trade, specialization and trade

12. If Carl and Jacob are not currently trading \$30 for a book, it may be because
- a. transaction costs are too high.
 - b. transaction costs are too low.
 - c. at least one of the two individuals does not think he would be made better off by the trade.
 - d. both individuals think they will be made worse off by the trade.
 - e. a, c, and d

ANS: E PTS: 1 DIF: Moderate NAT: Analytic
LOC: Gains from trade, specialization and trade NOT: NEW

13. If there is always a three-for-one tradeoff between goods X and Y, then the PPF between X and Y is
- a. a downward-sloping curve that is bowed outward.
 - b. a downward-sloping curve that is bowed inward.
 - c. a downward-sloping straight line.
 - d. an upward-sloping straight line.

ANS: C PTS: 1 DIF: Easy NAT: Analytic
LOC: Scarcity, tradeoffs, and opportunity cost NOT: NEW

14. Points inside (or below) the PPF are
- a. unattainable.
 - b. attainable and efficient.
 - c. attainable but inefficient.
 - d. attainable and neither efficient nor inefficient.

ANS: C PTS: 1 DIF: Easy NAT: Analytic
LOC: Scarcity, tradeoffs, and opportunity cost

15. If the tradeoff between goods X and Y increases as more of good X is produced, the PPF between the two goods is
- a. a downward-sloping straight line.
 - b. circular.
 - c. an upward-sloping curve.
 - d. a downward-sloping curve that is bowed outward.

ANS: D PTS: 1 DIF: Moderate NAT: Analytic
LOC: Scarcity, tradeoffs, and opportunity cost

16. Consider the following combinations of guns and butter that can be produced: 0 guns, 20,000 units of butter; 5,000 guns, 15,000 units of butter; 10,000 guns, 10,000 units of butter; 15,000 guns, 5,000 units of butter; 20,000 guns, 0 units of butter. The PPF between guns and butter is
- a. a downward-sloping bowed-out curve.

- b. a downward-sloping straight line.
- c. an upward-sloping straight line.
- d. It is impossible to answer this question without knowing which good would be plotted on the vertical axis.

ANS: B PTS: 1 DIF: Moderate NAT: Analytic
 LOC: Scarcity, tradeoffs, and opportunity cost

17. Which of the following statements is true?
- a. The concept of opportunity costs cannot be illustrated within a PPF framework.
 - b. If scarcity did not exist, neither would a PPF.
 - c. All PPFs are downward-sloping straight lines.
 - d. There are more attainable points than unattainable points in every PPF diagram.

ANS: B PTS: 1 DIF: Moderate NAT: Analytic
 LOC: Scarcity, tradeoffs, and opportunity cost

18. A PPF can
- a. shift outward but not inward.
 - b. shift inward but not outward.
 - c. shift inward or outward.
 - d. shift neither inward nor outward.

ANS: C PTS: 1 DIF: Moderate NAT: Analytic
 LOC: Scarcity, tradeoffs, and opportunity cost

19. Consider two points on the PPF: point A, at which there are 10 apples and 20 pears, and point B, at which there are 7 apples and 21 pears. If the economy is currently at point A, the opportunity cost of moving to point B is
- a. 1 pear.
 - b. 7 apples.
 - c. 3 apples.
 - d. 21 pears.

ANS: C PTS: 1 DIF: Moderate NAT: Analytic
 LOC: Scarcity, tradeoffs, and opportunity cost

20. Consider two points on the PPF: point A, at which there are 50 oranges and 100 apricots, and point B, at which there are 51 oranges and 98 apricots. If the economy is currently at point B, the opportunity cost of moving to point A is
- a. 2 apricots.
 - b. 1 orange.
 - c. 98 apricots.
 - d. 3 oranges.

ANS: B PTS: 1 DIF: Moderate NAT: Analytic
 LOC: Scarcity, tradeoffs, and opportunity cost

21. The point where the PPF intersects the vertical axis is
- a. unattainable.
 - b. attainable and efficient.
 - c. attainable but inefficient.
 - d. attainable and neither efficient nor inefficient.

ANS: B PTS: 1 DIF: Moderate NAT: Analytic
 LOC: Efficiency and equity

22. The point where the PPF intersects the horizontal axis is
- unattainable.
 - attainable and efficient.
 - attainable but inefficient.
 - attainable and neither efficient nor inefficient.

ANS: B PTS: 1 DIF: Moderate NAT: Analytic
LOC: Efficiency and equity

23. Consider two straight-line PPFs. They have the same vertical intercept, but curve I is flatter than curve II. The opportunity cost of producing the good on the horizontal axis
- is greater along curve I.
 - is greater along curve II.
 - is the same along both curves.
 - cannot be compared for the two curves without more information.

ANS: B PTS: 1 DIF: Difficult NAT: Analytic
LOC: Scarcity, tradeoffs, and opportunity cost

24. Consider two straight-line PPFs. They have the same vertical intercept, but curve I is flatter than curve II. The opportunity cost of producing the good on the vertical axis
- is greater along curve I.
 - is greater along curve II.
 - is the same along both curves.
 - cannot be compared for the two curves without more information.

ANS: A PTS: 1 DIF: Difficult NAT: Analytic
LOC: Scarcity, tradeoffs, and opportunity cost

25. Suppose the economy goes from a point on its production possibilities frontier (PPF) to a point down and to the left of it. Assuming that the PPF has not shifted, this could be due to
- a gain of resources.
 - a loss of resources.
 - technological improvement in the production of both goods.
 - a new law that interferes with economic efficiency.

ANS: D PTS: 1 DIF: Moderate NAT: Analytic
LOC: Efficiency and equity

26. Suppose the economy goes from a point on its production possibilities frontier (PPF) to a point directly "south" of it. Assuming that the PPF has not shifted, this could be due to
- a gain of resources.
 - a loss of resources.
 - technological improvement in the production of both goods.
 - an increase in unemployment of some resources.

ANS: D PTS: 1 DIF: Moderate NAT: Analytic
LOC: Scarcity, tradeoffs, and opportunity cost NOT: NEW

27. An increase in the quantity of resources
- shifts the PPF inward.
 - shifts the PPF outward.
 - moves the economy up a given PPF.
 - moves the economy down a given PPF.

ANS: B PTS: 1 DIF: Easy NAT: Analytic
LOC: Scarcity, tradeoffs, and opportunity cost

28. A decrease in the quantity of resources
- shifts the PPF inward.
 - shifts the PPF outward.
 - moves the economy up a given PPF.
 - moves the economy down a given PPF.

ANS: A PTS: 1 DIF: Easy NAT: Analytic
LOC: Scarcity, tradeoffs, and opportunity cost

29. The increased production of lamps comes at constant opportunity costs in terms of bookshelves. This means
- that it takes more resources to produce a lamp than a bookshelf.
 - that it takes fewer resources to produce a lamp than a bookshelf.
 - that for every lamp produced, a constant number of bookshelves is forfeited.
 - that for every lamp produced, a different number of bookshelves is forfeited.

ANS: C PTS: 1 DIF: Moderate NAT: Analytic
LOC: Scarcity, tradeoffs, and opportunity cost

30. Which of the following is an illustration of the law of increasing opportunity costs?
- As more cars are produced, the opportunity cost of each additional car is greater than for the preceding unit.
 - As more cars are produced, the opportunity cost of each additional car is less than for the preceding unit.
 - As more cars are produced, the opportunity cost of each additional car is the same as for the preceding unit.
 - People pay lower prices for cars the higher the costs of producing cars.

ANS: A PTS: 1 DIF: Moderate NAT: Analytic
LOC: Scarcity, tradeoffs, and opportunity cost

31. The PPF between goods X and Y will be a downward-sloping
- straight line if increasing opportunity costs exist.
 - straight line if decreasing opportunity costs exist.
 - curve that is bowed outward if increasing opportunity costs exist.
 - curve that is bowed outward if constant opportunity costs exist.

ANS: C PTS: 1 DIF: Difficult NAT: Analytic
LOC: Scarcity, tradeoffs, and opportunity cost

32. A PPF is more likely to be a downward-sloping curve that is bowed outward than a downward-sloping straight line because most resources are
- better suited for the production of some goods than others.
 - used efficiently.
 - relatively cheap at low levels of output.
 - used to produce consumption goods.

ANS: A PTS: 1 DIF: Moderate NAT: Analytic
LOC: Scarcity, tradeoffs, and opportunity cost

33. Economic growth causes the PPF to
- shift inward.

- b. shift outward.
- c. remain constant.
- d. go from a straight line to a curve.

ANS: B PTS: 1 DIF: Easy NAT: Analytic
 LOC: Productivity and growth

34. Which of the following statements is false?
- a. If there are only two goods, guns and butter, it is possible to get more of both goods through economic growth.
 - b. If there are only two goods, guns and butter, it is possible to get more of both goods if the economy is currently operating at an inefficient point.
 - c. If there are only two goods, guns and butter, it is possible to get more of both goods if the economy is currently operating at an efficient point.
 - d. If there are only two goods, guns and butter, more of one means less of the other if the economy is currently operating at an efficient point.

ANS: C PTS: 1 DIF: Moderate NAT: Analytic
 LOC: Efficiency and equity

35. An economy exhibits productive efficiency if it produces
- a. more than enough food to feed everyone.
 - b. more goods and services in each successive year.
 - c. maximum output with given resources and technology.
 - d. enough output so that no one lives in poverty.

ANS: C PTS: 1 DIF: Easy NAT: Analytic
 LOC: Efficiency and equity

36. If it is impossible to produce more of one good without getting less of another, then the economy is operating
- a. efficiently.
 - b. at less than peak performance.
 - c. inefficiently.
 - d. at technological inferiority.

ANS: A PTS: 1 DIF: Easy NAT: Analytic
 LOC: Efficiency and equity

37. Which of the following statements is true?
- a. Productive inefficiency implies that it is possible to produce more of one good and no less of another, but only if additional resources are made available.
 - b. Productive efficiency implies that it is possible to produce more of one good and no less of another, even without additional resources.
 - c. Productive inefficiency implies that it is impossible to produce more of one good and no less of another.
 - d. Productive inefficiency implies that it is possible to produce more of one good and no less of another, even without additional resources.

ANS: D PTS: 1 DIF: Moderate NAT: Analytic
 LOC: Efficiency and equity

38. Productive inefficiency implies that
- a. it is possible to obtain gains in one area without losses in another.
 - b. it is impossible to obtain gains in one area without losses in another.

- c. there are too many resources.
- d. there are too few resources.
- e. none of the above

ANS: A PTS: 1 DIF: Easy NAT: Analytic
 LOC: Efficiency and equity

39. Productive efficiency implies that
- a. it is impossible to obtain gains in one area without losses in another.
 - b. it is possible to obtain gains in one area without losses in another.
 - c. there are too many resources.
 - d. there are too few resources.
 - e. none of the above

ANS: A PTS: 1 DIF: Easy NAT: Analytic
 LOC: Efficiency and equity

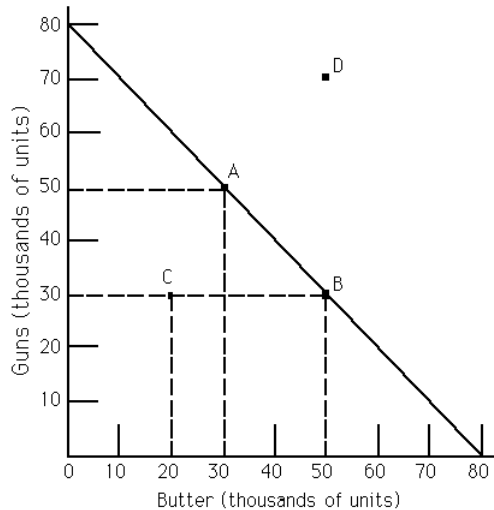
40. Suppose the economy goes from a point on its production possibilities frontier (PPF) to a point directly to the left of it. Assuming that the PPF has not shifted, this could be due to
- a. a gain of resources.
 - b. a loss of resources.
 - c. technological improvement in the production of both goods.
 - d. a new law that interferes with productive efficiency.

ANS: D PTS: 1 DIF: Easy NAT: Analytic
 LOC: Efficiency and equity

41. Suppose a law prohibits Michael from entering into (what would normally be) a voluntary exchange with Calvin. Furthermore, suppose that if Michael did enter into an exchange with Calvin, no persons besides Michael and Calvin would be affected in any way, either positively or negatively. An economist would say the law is
- a. dictatorial.
 - b. productive efficient.
 - c. rational.
 - d. productive inefficient.

ANS: D PTS: 1 DIF: Moderate NAT: Analytic
 LOC: Efficiency and equity

Exhibit 2-1



42. Refer to Exhibit 2-1. The PPF illustrates
- constant opportunity costs between guns and butter.
 - that guns are more important than butter.
 - increasing opportunity costs between guns and butter.
 - the opportunity cost of one unit of guns is four units of butter.
 - none of the above

ANS: A PTS: 1 DIF: Easy NAT: Analytic
 LOC: Scarcity, tradeoffs, and opportunity cost

43. Refer to Exhibit 2-1. The movement from point A to point B is a movement from
- a productive efficient point to a productive inefficient point.
 - a point with more guns and less butter to a point with more butter and even more guns.
 - a productive efficient point to another productive efficient point.
 - a productive inefficient point to an productive efficient point.

ANS: C PTS: 1 DIF: Easy NAT: Analytic
 LOC: Efficiency and equity

44. Refer to Exhibit 2-1. A movement from point D to point B is
- currently impossible, because the economy could not have been at point D in the first place since it lies to the right of the PPF.
 - a movement from a productive efficient point to a productive inefficient point.
 - a movement from a productive efficient point to another productive efficient point.
 - a movement from a productive inefficient point to another productive inefficient point.

ANS: A PTS: 1 DIF: Moderate NAT: Analytic
 LOC: Scarcity, tradeoffs, and opportunity cost

45. Refer to Exhibit 2-1. If the economy is at point C, it follows that
- more guns and butter can be produced with available resources.
 - only more guns can be produced with available resources.
 - only more butter can be produced with available resources.
 - C is an unattainable point.

ANS: A PTS: 1 DIF: Easy NAT: Analytic
 LOC: Scarcity, tradeoffs, and opportunity cost

46. Refer to Exhibit 2-1. The opportunity cost of moving from point B to A is
- 10,000 units of butter.
 - 20,000 units of butter.
 - 50,000 units of guns.
 - the maximum amount of butter that can be produced with available resources.
- ANS: B PTS: 1 DIF: Moderate NAT: Analytic
LOC: Scarcity, tradeoffs, and opportunity cost

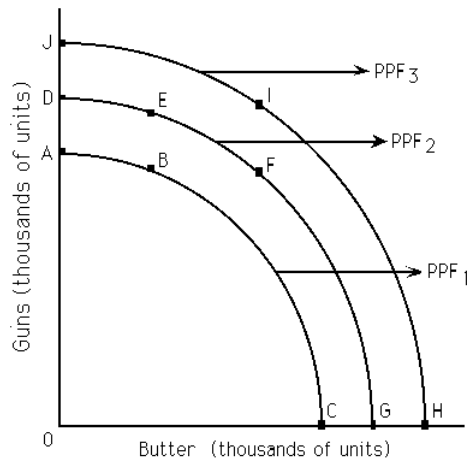
47. Refer to Exhibit 2-1. Scarcity exists
- at point C but not at point A.
 - neither at point C nor at point A.
 - at both point C and at point A.
 - at point A but not at point C.
- ANS: C PTS: 1 DIF: Moderate NAT: Analytic
LOC: Scarcity, tradeoffs, and opportunity cost

48. In the United States, farming today is _____ productive compared to a century ago, resulting in there being _____ farmers today than at the turn of the previous century.
- about as; fewer
 - about as; more
 - much more; fewer
 - much more; more
- ANS: C PTS: 1 DIF: Moderate NAT: Analytic
LOC: Productivity and growth

49. Technological _____ in American agriculture has _____ other types of employment.
- improvement; drawn labor away from
 - improvement; released labor to go to
 - stagnation; drawn labor away from
 - stagnation; released labor to go to
- ANS: B PTS: 1 DIF: Moderate NAT: Analytic
LOC: Productivity and growth

50. In the production possibilities framework, economic growth is depicted by
- a shift inward of the frontier or to the left.
 - a shift outward of the frontier or to the right.
 - the frontier becoming a straight line.
 - the frontier becoming bowed outward.
- ANS: B PTS: 1 DIF: Easy NAT: Analytic
LOC: Productivity and growth

Exhibit 2-2



51. Refer to Exhibit 2-2. If PPF₂ is the relevant production possibilities frontier, then point _____ illustrates productive inefficiency.
- A
 - D
 - F
 - J

ANS: A PTS: 1
 LOC: Efficiency and equity

DIF: Moderate NAT: Analytic
 NOT: NEW

52. Refer to Exhibit 2-2. If PPF₂ is the relevant production possibilities frontier, then point _____ is unattainable.
- A
 - G
 - D
 - J

ANS: D PTS: 1
 LOC: Scarcity, tradeoffs, and opportunity cost

DIF: Moderate NAT: Analytic
 NOT: NEW

53. Refer to Exhibit 2-2. If PPF₂ is the relevant production possibilities frontier, then point _____ illustrates productive efficiency.
- B
 - D
 - I
 - F
 - both b and c

ANS: E PTS: 1
 LOC: Efficiency and equity

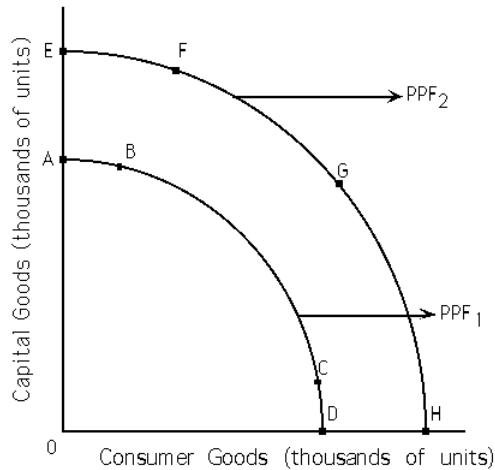
DIF: Moderate NAT: Analytic
 NOT: NEW

54. Refer to Exhibit 2-2. If PPF₂ is the relevant production possibilities frontier, a significant loss of resources may
- move this society from point D to point G on PPF₂.
 - move this society to PPF₁.
 - move this society to PPF₃.
 - not affect this society.

ANS: B PTS: 1
 LOC: Scarcity, tradeoffs, and opportunity cost

DIF: Moderate NAT: Analytic

Exhibit 2-3



55. Refer to Exhibit 2-3. If PPF₁ is the relevant production possibilities frontier, society may move to PPF₂ as a result of
- an increase in resources.
 - a decrease in resources.
 - an increase in technology.
 - both a and c
 - both b and c

ANS: D

PTS: 1

DIF: Moderate

NAT: Analytic

LOC: Productivity and growth

56. Refer to Exhibit 2-3. If PPF₁ is the relevant production possibilities frontier, society can choose points that lie only
- below PPF₁.
 - below or on PPF₁.
 - on PPF₂.
 - none of the above

ANS: B

PTS: 1

DIF: Moderate

NAT: Analytic

LOC: Scarcity, tradeoffs, and opportunity cost

57. Refer to Exhibit 2-3. If PPF₁ is the relevant production possibilities frontier, PPF₂ may depict
- economic growth.
 - an increase in resources.
 - an increase in technology.
 - both b and c
 - all of the above

ANS: E

PTS: 1

DIF: Moderate

NAT: Analytic

LOC: Productivity and growth

58. An efficient society
- produces at a point on its PPF.
 - can produce more of one good only by giving up some of an other good.
 - cannot produce unlimited amounts of a good.
 - still has to make choices.
 - all of the above

ANS: E PTS: 1 DIF: Moderate NAT: Analytic
LOC: Efficiency and equity

59. If resources are not "equally suited" for the production of two goods, the PPF is
- a straight line.
 - bowed outward.
 - upward sloping.
 - any of the above

ANS: B PTS: 1 DIF: Moderate NAT: Analytic
LOC: Scarcity, tradeoffs, and opportunity cost

60. A society is productive inefficient when
- it produces at a point inside or below its PPF.
 - it does not produce the maximum output with its given resources and technology.
 - it can produce more of one good without giving up some of another good.
 - both a and b
 - all of the above

ANS: E PTS: 1 DIF: Difficult NAT: Analytic
LOC: Efficiency and equity

61. With a constant opportunity cost between goods A and B, the PPF would
- be a straight line.
 - be a bowed-outward line.
 - be a bowed-inward line.
 - not exist.

ANS: A PTS: 1 DIF: Easy NAT: Analytic
LOC: Scarcity, tradeoffs, and opportunity cost

62. Within the production possibilities frontier (PPF) framework, choice is depicted by the
- PPF itself.
 - PPF being bowed outward.
 - need to select among the points making up the PPF.
 - straight-line PPF.

ANS: C PTS: 1 DIF: Easy NAT: Analytic
LOC: Scarcity, tradeoffs, and opportunity cost

63. If there is an increase in the amount of good B foregone as every additional unit of good A is produced, the PPF between A and B would
- be a straight line.
 - be a bowed-outward curve.
 - be a bowed-inward curve.
 - not exist.

ANS: B PTS: 1 DIF: Moderate NAT: Analytic
LOC: Scarcity, tradeoffs, and opportunity cost

64. The PPF is bowed outward as a result of
- constant opportunity costs.
 - increasing opportunity costs.
 - decreasing opportunity costs.
 - scarcity.

e. choice.

ANS: B PTS: 1 DIF: Easy NAT: Analytic
LOC: Scarcity, tradeoffs, and opportunity cost

65. The PPF is a straight line as a result of

- a. constant opportunity costs.
- b. increasing opportunity costs.
- c. decreasing opportunity costs.
- d. scarcity.
- e. choice.

ANS: A PTS: 1 DIF: Easy NAT: Analytic
LOC: Scarcity, tradeoffs, and opportunity cost

66. In an eight-hour day, Andy can produce either 24 loaves of bread or 8 pounds of butter. In an eight-hour day, John can produce either 8 loaves of bread or 8 pounds of butter. The opportunity cost of producing 1 pound of butter is

- a. 1/3 hour for Andy and 1 hour for John.
- b. 1 hour for Andy and 1 hour for John.
- c. 3 loaves of bread for Andy and 1 loaf of bread for John.
- d. 1/3 loaves of bread for Andy and 1 loaf of bread for John.
- e. none of the above

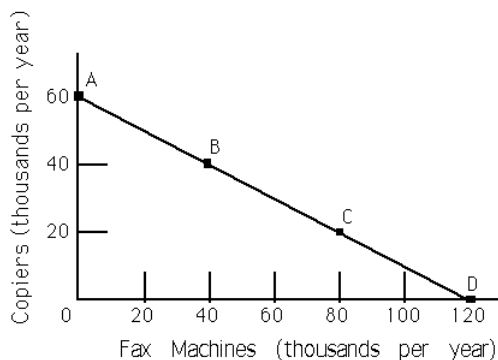
ANS: C PTS: 1 DIF: Difficult NAT: Analytic
LOC: Scarcity, tradeoffs, and opportunity cost

67. An advance in technology commonly refers to the ability to produce

- a. the same output with a smaller quantity of resources.
- b. more output with a fixed quantity of resources.
- c. more output with a greater quantity of resources.
- d. both a and b
- e. both b and c

ANS: D PTS: 1 DIF: Moderate NAT: Analytic
LOC: Productivity and growth

Exhibit 2-4



68. Refer to Exhibit 2-4. The line joining points A and D is called the

- a. production function.
- b. utility function.
- c. production possibilities frontier.
- d. demand curve.

ANS: C PTS: 1 DIF: Easy NAT: Analytic
 LOC: Scarcity, tradeoffs, and opportunity cost

69. Refer to Exhibit 2-4. This economy is
- efficient, if it operates at point B or C.
 - efficient, if it operates at point A or D.
 - inefficient, if it operates at point A or D.
 - inefficient regardless of the particular point.
 - both a and b

ANS: E PTS: 1 DIF: Moderate NAT: Analytic
 LOC: Efficiency and equity

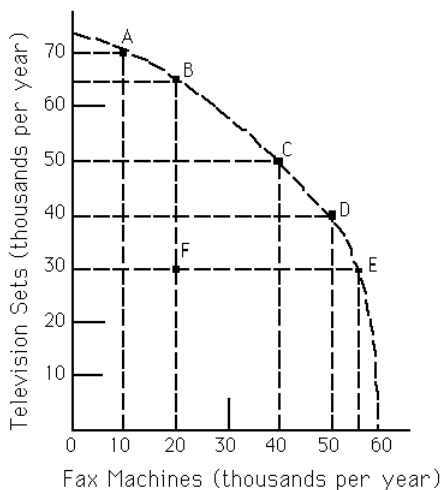
70. Refer to Exhibit 2-4. The opportunity cost of moving from point A to point B is
- 60,000 copiers.
 - 40,000 copiers.
 - 20,000 copiers.
 - 20,000 fax machines.
 - 40,000 fax machines.

ANS: C PTS: 1 DIF: Moderate NAT: Analytic
 LOC: Scarcity, tradeoffs, and opportunity cost

71. Refer to Exhibit 2-4. As more fax machines are produced, the opportunity cost of producing them
- increases.
 - decreases.
 - remains constant.
 - first decreases and then increases.

ANS: C PTS: 1 DIF: Easy NAT: Analytic
 LOC: Scarcity, tradeoffs, and opportunity cost

Exhibit 2-5



72. Refer to Exhibit 2-5. The economy is currently operating at point F. The opportunity cost of moving to point E is
- 35 fax machines.
 - 55 fax machines.
 - zero.

d. not possible to determine.

ANS: C PTS: 1 DIF: Moderate NAT: Analytic
LOC: Scarcity, tradeoffs, and opportunity cost

73. Refer to Exhibit 2-5. As more fax machines are produced, the opportunity cost of producing them
- increases.
 - decreases.
 - remains constant.
 - first decreases and then increases.

ANS: A PTS: 1 DIF: Moderate NAT: Analytic
LOC: Scarcity, tradeoffs, and opportunity cost

74. Refer to Exhibit 2-5. The opportunity cost of moving from point A to point B is
- 5,000 televisions.
 - 5,000 fax machines.
 - 10,000 televisions.
 - 10,000 fax machines.

ANS: A PTS: 1 DIF: Moderate NAT: Analytic
LOC: Scarcity, tradeoffs, and opportunity cost NOT: NEW

75. Refer to Exhibit 2-5. The opportunity cost of moving from point D to point C is
- 5,000 televisions.
 - 5,000 fax machines.
 - 10,000 televisions.
 - 10,000 fax machines.

ANS: D PTS: 1 DIF: Moderate NAT: Analytic
LOC: Scarcity, tradeoffs, and opportunity cost NOT: NEW

76. Refer to Exhibit 2-5. The opportunity cost of moving from point C to point B is
- 15,000 televisions.
 - 15,000 fax machines.
 - 10,000 televisions.
 - 20,000 fax machines.

ANS: D PTS: 1 DIF: Moderate NAT: Analytic
LOC: Scarcity, tradeoffs, and opportunity cost NOT: NEW

77. Refer to Exhibit 2-5. "In order to produce one more television set, we must forfeit the production of one fax machine." This statement describes a movement from
- point C to point D.
 - point D to point E.
 - point E to point F.
 - point E to point D.
 - point D to point C.

ANS: E PTS: 1 DIF: Moderate NAT: Analytic
LOC: Scarcity, tradeoffs, and opportunity cost

78. Refer to Exhibit 2-5. Which of the following labeled points are productive efficient?
- A, B, C, D, and E
 - B, C and D only
 - C only

- d. All of the points are efficient.
- e. None of the points are efficient.

ANS: A PTS: 1 DIF: Moderate NAT: Analytic
 LOC: Efficiency and equity

79. Refer to Exhibit 2-5. Given available resources and technology, this economy can produce 50,000 television sets and 50,000 fax machines only if it chooses to
- a. have an equal distribution of goods.
 - b. operate at both points C and D.
 - c. combine points C and D.
 - d. none of the above

ANS: D PTS: 1 DIF: Moderate NAT: Analytic
 LOC: Scarcity, tradeoffs, and opportunity cost

80. Some of our farm fields are being left unused. Does this have any implications for the economy's PPF diagram (with agricultural products on one axis and electronics products on the other axis)?
- a. No implications, because the PPF deals only with resources in use.
 - b. The PPF cannot be drawn if some resources are idle.
 - c. With unemployed resources, we are at a point inside the PPF.
 - d. The PPF would be upward sloping.

ANS: C PTS: 1 DIF: Easy NAT: Analytic
 LOC: Scarcity, tradeoffs, and opportunity cost

81. Productive efficiency implies that
- a. all consumers' wants are satisfied.
 - b. no advance in technology will occur in the future.
 - c. the attainable region is greater than the unattainable region.
 - d. gains are impossible in one area without losses in another.
 - e. all of the above

ANS: D PTS: 1 DIF: Easy NAT: Analytic
 LOC: Efficiency and equity

82. Jose has one evening in which to prepare for two exams and can employ two possible strategies:

<u>Strategy</u>	<u>Score in Economics</u>	<u>Score in Statistics</u>
A	94	79
B	77	90

The opportunity cost of receiving a 94 on the Economics exam in terms of the number of points on the Statistics exam is

- a. 79.
- b. 17.
- c. 11.
- d. 90.

ANS: C PTS: 1 DIF: Easy NAT: Analytic
 LOC: Scarcity, tradeoffs, and opportunity cost MSC: Economics 24/7

83. Jose has one evening in which to prepare for two exams and can employ two possible strategies:

<u>Strategy</u>	<u>Score in Economics</u>	<u>Score in Statistics</u>
-----------------	---------------------------	----------------------------

A	94	79
B	77	90

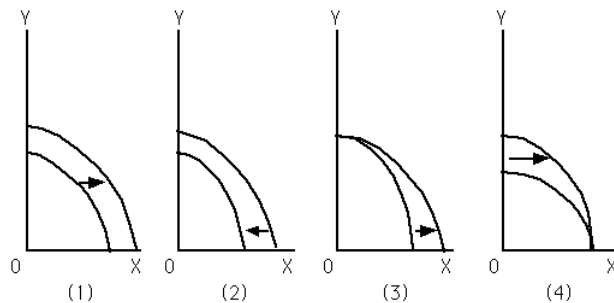
The opportunity cost of receiving a 90 on the Statistics exam in terms of the number of points on the Economics exam is

- 79.
- 17.
- 11.
- 90.

ANS: B PTS: 1 DIF: Easy
 LOC: Scarcity, tradeoffs, and opportunity cost
 NOT: NEW

NAT: Analytic
 KEY: Economics 24/7

Exhibit 2-6



84. Refer to Exhibit 2-6. Which graph depicts a technological breakthrough in the production of good Y only?
- (1)
 - (2)
 - (3)
 - (4)
 - none of the above

ANS: D PTS: 1 DIF: Moderate NAT: Analytic
 LOC: Productivity and growth

85. Refer to Exhibit 2-6. Which graph depicts a discovery of a new cheap source of energy that assists in the production of both good X and good Y?
- (1)
 - (2)
 - (3)
 - (4)
 - none of the above

ANS: A PTS: 1 DIF: Moderate NAT: Analytic
 LOC: Productivity and growth

86. Refer to Exhibit 2-6. Which graph best depicts the consequence of a large-scale natural disaster?
- (1)
 - (2)
 - (3)
 - (4)
 - none of the above

ANS: B PTS: 1 DIF: Moderate NAT: Analytic
LOC: Scarcity, tradeoffs, and opportunity cost

87. Refer to Exhibit 2-6. Which graph depicts society's choice to produce more of good X?
- a. (1)
 - b. (2)
 - c. (3)
 - d. (4)
 - e. none of the above

ANS: E PTS: 1 DIF: Moderate NAT: Analytic
LOC: Scarcity, tradeoffs, and opportunity cost

88. Refer to Exhibit 2-6. Which graph depicts a technological breakthrough in the production of good X only?
- a. (1)
 - b. (2)
 - c. (3)
 - d. (4)
 - e. none of the above

ANS: C PTS: 1 DIF: Moderate NAT: Analytic
LOC: Productivity and growth

89. Refer to Exhibit 2-6. Which graph depicts the result of a decrease in the unemployment rate?
- a. (1)
 - b. (2)
 - c. (3)
 - d. (4)
 - e. none of the above

ANS: E PTS: 1 DIF: Moderate NAT: Analytic
LOC: Productivity and growth NOT: NEW

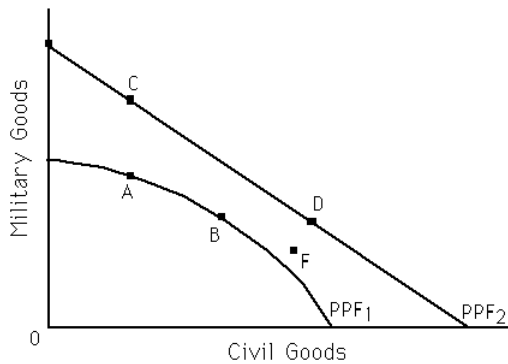
90. Refer to Exhibit 2-6. Which graph depicts the result of an increase in the number of illegal immigrants entering the country?
- a. (1)
 - b. (2)
 - c. (3)
 - d. (4)
 - e. none of the above

ANS: A PTS: 1 DIF: Moderate NAT: Analytic
LOC: Productivity and growth NOT: NEW

91. Refer to Exhibit 2-6. Which graph depicts the result of an increase in the unemployment rate?
- a. (1)
 - b. (2)
 - c. (3)
 - d. (4)
 - e. none of the above

ANS: E PTS: 1 DIF: Moderate NAT: Analytic
LOC: Productivity and growth NOT: NEW

Exhibit 2-7



92. Refer to Exhibit 2-7. Which of the following statements is true?
- Points B and D are more efficient than points A and C.
 - If the economy's PPF is represented by PPF₁, points A and B are efficient, while C and D are unattainable.
 - If the economy's PPF is represented by PPF₂, points C and D are efficient, while A and B are unattainable.
 - both a and c

ANS: B PTS: 1 DIF: Difficult NAT: Analytic
 LOC: Efficiency and equity

93. Refer to Exhibit 2-7. For which of the following is the statement "In order to get more civilian goods, we have to forfeit some military goods" true?
- a movement from A to C
 - a movement from B to D
 - a movement from C to D
 - a movement from F to D
 - none of the above

ANS: C PTS: 1 DIF: Difficult NAT: Analytic
 LOC: Scarcity, tradeoffs, and opportunity cost

94. Refer to Exhibit 2-7. The change in the PPF of the economy from PPF₁ to PPF₂ corresponds to an advance in technology that makes
- resources completely unspecialized.
 - resources more specialized.
 - it possible to produce more of civilian goods only.
 - it possible to produce more military goods only.

ANS: A PTS: 1 DIF: Difficult NAT: Analytic
 LOC: Productivity and growth

95. Refer to Exhibit 2-7. Point F is
- unattainable if the economy's PPF is PPF₁.
 - inefficient if the economy's PPF is PPF₂.
 - attainable if the economy's PPF is PPF₂.
 - all of the above
 - none of the above

ANS: D PTS: 1 DIF: Moderate NAT: Analytic
 LOC: Efficiency and equity

96. Refer to Exhibit 2-7. For which of the following is the statement “In order to get more military goods, we have to forfeit some civilian goods” true?
- a. a movement from A to C
 - b. a movement from B to D
 - c. a movement from F to D
 - d. a movement from B to A
 - e. none of the above

ANS: D PTS: 1 DIF: Moderate NAT: Analytic
LOC: Scarcity, tradeoffs, and opportunity cost

97. The economy can produce 15X and 15Y, 10X and 20Y, 5X and 25Y, or 0X and 30Y, or. It follows that the production possibility frontier (PPF) is
- a. a downward-sloping straight line.
 - b. an upward-sloping straight line.
 - c. a downward-sloping convex curve.
 - d. a downward-sloping concave curve.

ANS: A PTS: 1 DIF: Moderate NAT: Analytic
LOC: Scarcity, tradeoffs, and opportunity cost

98. If the economy is on the production possibilities frontier (PPF), the economy is operating
- a. inefficiently.
 - b. with no unemployed resources.
 - c. efficiently.
 - d. b and c
 - e. none of the above

ANS: D PTS: 1 DIF: Easy NAT: Analytic
LOC: Scarcity, tradeoffs, and opportunity cost

99. Points inside (below) the production possibilities frontier (PPF) are
- a. unattainable.
 - b. attainable.
 - c. preferable to points on the PPF.
 - d. attainable in the short run but not in the long run.
 - e. attainable in the long run but not in the short run.

ANS: B PTS: 1 DIF: Easy NAT: Analytic
LOC: Scarcity, tradeoffs, and opportunity cost

100. The economy can produce 15X and 15Y, 10X and 20Y, 5X and 25Y, or 0X and 30Y. It follows that opportunity cost of 1X is ____Y.
- a. 4.0
 - b. 5.0
 - c. 2.5
 - d. 1.0
 - e. none of the above

ANS: D PTS: 1 DIF: Moderate NAT: Analytic
LOC: Scarcity, tradeoffs, and opportunity cost

101. If an economy can produce a maximum of 100 units of good X and the opportunity cost of 1X is always 5Y, then what is the maximum units of good Y the economy can produce?
- a. 250

- b. 100
- c. 20
- d. 500
- e. none of the above

ANS: D PTS: 1 DIF: Difficult NAT: Analytic
 LOC: Scarcity, tradeoffs, and opportunity cost

102. If an economy can produce a maximum of 10 units of good X and the opportunity cost of 1X is always 2Y, then what is the maximum units of good Y the economy can produce?
- a. 5
 - b. 200
 - c. 20
 - d. 500
 - e. none of the above

ANS: C PTS: 1 DIF: Difficult NAT: Analytic
 LOC: Scarcity, tradeoffs, and opportunity cost NOT: NEW

103. An economy can produce either of these two combinations of X and Y: 1,000X and 0Y or 400Y and 0X. Furthermore, the opportunity cost between the two goods is always constant. Which of the following combinations of the two goods, X and Y, is it possible for the economy can produce?
- a. 700X, 280Y
 - b. 600X, 250Y
 - c. 400X, 150Y
 - d. 100X, 600Y
 - e. 300X, 280Y

ANS: E PTS: 1 DIF: Difficult NAT: Analytic
 LOC: Scarcity, tradeoffs, and opportunity cost

104. If there is always a 3-for-1 trade between producing good X and Y, it follows that the opportunity cost of X (in terms of Y)
- a. changes at low levels of X.
 - b. rises at high levels of Y.
 - c. changes at high levels of X.
 - d. is always the same.

ANS: D PTS: 1 DIF: Easy NAT: Analytic
 LOC: Scarcity, tradeoffs, and opportunity cost

105. The economy is currently on its production possibilities frontier (PPF). A politician says that it is possible to get more of everything---more infrastructure, more schools, more national defense, more spending on social programs, and so on. The politician is
- a. correct if he is assuming a rightward-shifting PPF.
 - b. incorrect if he is assuming a rightward-shifting PPF.
 - c. incorrect if he is assuming a PPF that does not change.
 - d. correct if he is assuming a PPF that does not change.
 - e. a and c

ANS: E PTS: 1 DIF: Moderate NAT: Analytic
 LOC: Scarcity, tradeoffs, and opportunity cost

106. The law of increasing opportunity costs states that as
- a. less of a good is produced, the higher the opportunity costs of producing that good.

- b. more of a good is produced, the lower the opportunity costs of producing that good.
- c. more of a good is produced, the higher the opportunity costs of producing that good.
- d. more of a good is produced, the opportunity cost of producing the good remains the same.
- e. a and b

ANS: C PTS: 1 DIF: Moderate NAT: Analytic
 LOC: Scarcity, tradeoffs, and opportunity cost

107. Currently, 100 units of good X are being produced and the opportunity cost of producing 1X is 3Y. If good X is produced at increasing opportunity costs, then when the economy produces 120 units of good X the opportunity cost of producing 1Y could be
- a. $1/4X$
 - b. $1/3X$
 - c. $1/2X$
 - d. $1X$
 - e. none of the above

ANS: A PTS: 1 DIF: Difficult NAT: Analytic
 LOC: Scarcity, tradeoffs, and opportunity cost

108. What is the reason for the law of increasing opportunity costs?
- a. There is no reason: it just is.
 - b. People have varying abilities and those with lower opportunity costs of producing a good produce it before people with higher opportunity costs produce it.
 - c. The price of a good rises as more of it is demanded.
 - d. As more of a good is produced, the taxes applied to the production of the good rise.
 - e. c and d

ANS: B PTS: 1 DIF: Moderate NAT: Analytic
 LOC: Scarcity, tradeoffs, and opportunity cost

109. If a production possibilities frontier (PPF) is concave downward, it follows that
- a. opportunity costs are constant between two goods.
 - b. the opportunity costs (of producing the good on the horizontal axis) rise as more of the good is produced.
 - c. the opportunity costs (of producing the good on the horizontal axis) fall as more of the good is produced.
 - d. the opportunity costs (of producing the good on the horizontal axis) first rise and then fall as more of the good is produced.
 - e. none of the above

ANS: B PTS: 1 DIF: Moderate NAT: Analytic
 LOC: Scarcity, tradeoffs, and opportunity cost

110. If the law of increasing opportunity costs is operable, and currently the opportunity cost of producing the 101st unit of good X is 5Y, then the opportunity cost of producing the 201st unit of good is X is most likely to be
- a. less than 5Y.
 - b. more than $1/5Y$ but less than 5Y.
 - c. more than 5Y
 - d. less than $1/5Y$ but more than zero.
 - e. none of the above

ANS: C PTS: 1 DIF: Moderate NAT: Analytic
 LOC: Scarcity, tradeoffs, and opportunity cost

111. If the law of increasing opportunity costs is operable, and currently the opportunity cost of producing the 1,000th unit of good X is 0.5Y, then the opportunity cost of producing the 2,001st unit of good X is most likely to be
- a. less than 0.5Y.
 - b. more than 0.5Y but less than 2Y.
 - c. more than 0.5Y
 - d. less than 0.5Y but more than zero.
 - e. none of the above

ANS: C PTS: 1 DIF: Moderate NAT: Analytic
LOC: Scarcity, tradeoffs, and opportunity cost NOT: NEW

112. The amount of one good that is forfeited in order to produce more of another good is called
- a. transaction costs.
 - b. specialization.
 - c. efficiency.
 - d. opportunity cost.
 - e. none of the above

ANS: D PTS: 1 DIF: Easy NAT: Analytic
LOC: Scarcity, tradeoffs, and opportunity cost

113. Which scenario below most accurately describes the process by which a technological change can affect employment patterns across industries?
- a. A technological advance makes it possible to produce more of good X with less labor. As a result, labor is released from producing good X. Some of this labor ends up producing goods Y and Z.
 - b. A technological advance makes it possible to produce less of good X with less labor. As a result, labor is released from producing good X. Some of this labor ends up producing good Y.
 - c. A technological advance makes it possible to produce more of good X with more labor. As a result, more labor is needed to produce good X. There is less labor available to produce goods Y and Z.
 - d. A technological advance makes it possible to produce more of good X with less labor. As a result, labor becomes more important to the production of good X. More labor ends up producing good X.
 - e. none of the above

ANS: A PTS: 1 DIF: Difficult NAT: Analytic
LOC: Productivity and growth

114. If people (on average) live longer, and the production possibilities frontier (PPF) in the economy shifts outward, does it follow that per-capita output will rise?
- a. Yes, because if the PPF shifts outward, it means there is more output.
 - b. No, because when the PPF shifts outward, and there is greater output, the population always rises by a greater percentage than the rise in output.
 - c. Not necessarily. First, it depends on whether or not the capacity to produce more output is realized. Then, it depends on the percentage rise in output relative to the percentage rise in the population.
 - d. Not necessarily. First, it depends on whether or not the capacity to produce more output is realized. Then, it depends on the percentage rise in output relative to the percentage rise in income.

ANS: C PTS: 1 DIF: Moderate NAT: Analytic

LOC: Productivity and growth

115. The economy was at point A producing 100X and 200Y. It moved to point B where it produces 200X and 300Y. It follows that
- point A may have been a point below the economy's PPF, while point B may lie on the PPF.
 - the economy's PPF could have shifted outward and point A was a point on the economy's old PPF.
 - the economy has moved from one point on its PPF to another point on the same PPF.
 - a or b
 - a or c

ANS: D PTS: 1 DIF: Moderate NAT: Analytic
LOC: Scarcity, tradeoffs, and opportunity cost

116. If an economy is operating on its production possibilities frontier (PPF), are there any unemployed resources in the economy?
- Yes, because if there weren't any unemployed resources the economy would be producing beyond its PPF.
 - No, because if there were any unemployed resources the economy would be producing below its PPF.
 - It depends on whether the economy's PPF is a concave (downward-sloping) curve or a straight line.
 - Yes, because there are always some natural resources that are unemployed.
 - The answer is "yes," but not for any of the reasons specified in answers a through d.

ANS: B PTS: 1 DIF: Moderate NAT: Analytic
LOC: Scarcity, tradeoffs, and opportunity cost

117. Productive efficiency implies
- the possibility of gains in one area without losses in another.
 - that more output has been produced.
 - the impossibility of gains in one area without losses in another.
 - that prices are stable.
 - c and d

ANS: C PTS: 1 DIF: Easy NAT: Analytic
LOC: Scarcity, tradeoffs, and opportunity cost

118. An economy can produce the following combinations of goods: 50X and 0Y, 40X and 10Y, 30X and 20Y, 20X and 30Y, 10X and 40Y, and 0X and 50Y. The production possibilities frontier (PPF) for the economy is
- concave downward because the opportunity cost of producing the 10th unit of Y is greater than the opportunity cost of producing the first unit of Y.
 - a straight (downward-sloping) line because the opportunity cost of producing the two goods is constant.
 - concave downward because the opportunity cost of producing the 40th unit of Y is less than the opportunity cost of producing the 10th unit of Y.
 - a straight (downward-sloping) line because the opportunity cost of producing the 10th unit of X is greater than the opportunity cost of producing the 40th unit of X.
 - a straight (downward-sloping) line because the opportunity cost of producing the 30th unit of Y is greater than the opportunity cost of producing the 30th unit of X.

ANS: B PTS: 1 DIF: Moderate NAT: Analytic
LOC: Scarcity, tradeoffs, and opportunity cost

119. Which of the following is *not* true about production possibilities frontiers?
- a. moving from one point to another on a PPF incurs a tradeoff
 - b. economic growth is shown by shifting the PPF outward
 - c. unemployment of resources is shown by shifting the PPF inward
 - d. a PPF can shift inward or outward

ANS: C PTS: 1 DIF: Moderate NAT: Analytic
LOC: Scarcity, tradeoffs, and opportunity cost

120. Country X has a high unemployment rate. It follows that country X is operating
- a. beyond its production possibilities frontier (PPF).
 - b. on its PPF.
 - c. inside (below) its PPF.
 - d. at an efficient point on its PPF.
 - e. b and d

ANS: C PTS: 1 DIF: Moderate NAT: Analytic
LOC: Scarcity, tradeoffs, and opportunity cost

121. Country 1 produces two goods, A and B. Country 2 produces the same two goods. Currently, country 1 produces 100A and 200B and country 2 produces 300A and 700B. Which of the following statements is true?
- a. If country 1 is on its production possibilities frontier, then country 2 must be on its PPF, too.
 - b. The PPF for country 1 is necessarily closer to the origin (or further to the left) than the PPF for country 2.
 - c. If country 1 is operating inefficiently, then so is country 2.
 - d. Country 2 is operating on its PPF, but country 1 is clearly not operating on its PPF.
 - e. none of the above

ANS: E PTS: 1 DIF: Moderate NAT: Analytic
LOC: Scarcity, tradeoffs, and opportunity cost

122. Which of the following statements is false?
- a. Exchanges that benefit the people that take part in them never have third-party effects.
 - b. An adverse third-party effect is sometimes referred to as a negative externality.
 - c. Negative externalities do not occur in a capitalist economic system .
 - d. a and c
 - e. a, b, and c

ANS: D PTS: 1 DIF: Moderate NAT: Analytic
LOC: Markets, market failure, and externalities

123. Yesterday, Bob and Maria were not willing to trade \$40 for a book. Today, they are. What made the difference?
- a. It is possible that yesterday the transaction costs were higher than they are today.
 - b. It is possible that today the transaction costs are higher than they were yesterday.
 - c. It is possible that yesterday Maria didn't value what Bob had more than what she had, but that today she does value what Bob has more than what she has.
 - d. It is possible that today Maria doesn't value what Bob has more than what she has.
 - e. a and c

ANS: E PTS: 1 DIF: Easy NAT: Analytic
LOC: Gains from trade, specialization and trade

124. A potential (unrealized) exchange can turn into an actual exchange if transaction costs
- remain the same, *ceteris paribus*.
 - rise, *ceteris paribus*.
 - fall, *ceteris paribus*.
 - either b or c
 - either a or c

ANS: C PTS: 1 DIF: Moderate NAT: Analytic

LOC: Gains from trade, specialization and trade

125. Buying on the Internet often has an advantage over shopping at a store because
- the transaction costs of buying on the Internet are generally lower.
 - the transaction costs of buying on the Internet are generally higher.
 - buying on the Internet generally has zero transaction costs.
 - a and c.

ANS: A PTS: 1 DIF: Easy NAT: Analytic

LOC: Gains from trade, specialization and trade

126. If Sean can bake bread at a lower opportunity cost than Jason, and Jason can produce paintings at a lower opportunity cost than Sean, it follows that
- Sean has a comparative advantage in paintings and Jason has a comparative advantage in baking bread.
 - Both Sean and Jason have a comparative advantage in baking bread.
 - Both Sean and Jason have a comparative disadvantage in producing paintings.
 - Sean has a comparative advantage in baking bread and Jason has a comparative advantage in producing paintings.
 - There is not enough information to answer the question.

ANS: D PTS: 1 DIF: Easy NAT: Analytic

LOC: Scarcity, tradeoffs, and opportunity cost

127. Carlos can produce the following combinations of X and Y: 10X and 10Y, 5X and 15Y, and 0X and 20Y. The opportunity cost of one unit of X for Carlos is
- 1 unit of Y.
 - 2 units of Y.
 - 1/2 unit of Y.
 - 1/4 unit of Y.
 - none of the above

ANS: A PTS: 1 DIF: Moderate NAT: Analytic

LOC: Scarcity, tradeoffs, and opportunity cost

128. Keisha can produce the following combinations of X and Y: 100X and 20Y, 50X and 30Y, or 0X and 40Y. The opportunity cost of one unit of Y for Keisha is
- 5 units of X.
 - 0.2 units of X.
 - 3 units of X.
 - 1/2 unit of X.
 - none of the above

ANS: A PTS: 1 DIF: Moderate NAT: Analytic

LOC: Scarcity, tradeoffs, and opportunity cost

129. Michael can produce the following combinations of X and Y: 10X and 10Y, 5X and 15Y, and 0X and 20Y. Vernon can produce the following combinations of X and Y: 100X and 20Y, 50X and 30Y, or 0X and 40Y. It follows that
- Michael has the comparative advantage in producing X and Vernon has the comparative advantage in producing Y.
 - Michael has the comparative advantage in producing Y and Vernon has the comparative advantage in producing X.
 - Neither Michael nor Vernon has a comparative advantage in producing X.
 - Neither Michael nor Vernon has a comparative advantage in producing Y.
 - There is not enough information to answer the question.

ANS: B PTS: 1 DIF: Difficult NAT: Analytic
 LOC: Scarcity, tradeoffs, and opportunity cost

130. A person has a comparative advantage in the production of a good when they can produce the product at a(n) _____ opportunity cost compared to another person.
- higher
 - increasing
 - lower
 - equal

ANS: C PTS: 1 DIF: Easy NAT: Analytic
 LOC: Scarcity, tradeoffs, and opportunity cost

131. Daniel buys a new stereo from Tran and plays it so loudly that Bill cannot sleep. This is an example of
- opportunity costs.
 - negative externalities.
 - unexploited exchange.
 - transactions costs.

ANS: B PTS: 1 DIF: Easy NAT: Analytic
 LOC: Markets, market failure, and externalities

132. According to Adam Smith, there is a(n) _____ relationship between the degree of specialization and the size of the market.
- inverse
 - null
 - inconsistent
 - direct

ANS: D PTS: 1 DIF: Easy NAT: Analytic
 LOC: Scarcity, tradeoffs, and opportunity cost MSC: Economics 24/7

133. Between 1910 and today, the number of farmers in the United States _____ dramatically as a result of _____ in farming in the twentieth century.
- dropped; technological improvements
 - rose; technological improvements
 - dropped; technological declines
 - rose; technological declines

ANS: A PTS: 1 DIF: Easy NAT: Analytic
 LOC: Productivity and growth

134. Suppose Kelsey is taking just two courses and is at a point on her PPF of grades. Now this PPF shifts inward and Kelsey moves to a point on the new PPF. Then it is impossible for
- both of her grades to fall.
 - one of her grades to rise and the other grade to fall.

- b. both of her grades to rise.
- d. one of her grades to fall while the other grade stays constant.

ANS: B PTS: 1 DIF: Moderate NAT: Analytic
LOC: Scarcity, tradeoffs, and opportunity cost MSC: Economics 24/7

135. Suppose Kelsey is taking just two courses and is at a point inside her PPF of grades. If Kelsey changes her work habits then it is impossible for
- a. either one of her grades to rise.
 - b. both of her grades to rise.
 - c. both of her grades to fall.
 - d. either one of her grades to rise while the other grade remains constant.
 - e. none of the above is impossible in this situation

ANS: E PTS: 1 DIF: Moderate NAT: Analytic
LOC: Scarcity, tradeoffs, and opportunity cost MSC: Economics 24/7

136. The PPF between goods X and Y will be a downward-sloping
- a. straight line if increasing opportunity costs exist.
 - b. straight line if decreasing opportunity costs exist.
 - c. curve that is bowed inward if increasing opportunity costs exist.
 - d. straight line if constant opportunity costs exist.

ANS: D PTS: 1 DIF: Difficult NAT: Analytic
LOC: Scarcity, tradeoffs, and opportunity cost

137. Name the author of the following quote: “There are some sorts of industry, even of the lowest kind, which can be carried on nowhere but in a great town.”
- | | |
|-------------------|--------------------|
| a. Jerry Seinfeld | c. Milton Friedman |
| b. Alan Greenspan | d. Adam Smith |

ANS: D PTS: 1 DIF: Moderate NAT: Analytic
LOC: Scarcity, tradeoffs, and opportunity cost MSC: Economics 24/7
NOT: NEW

TRUE/FALSE

1. A decrease in unemployment causes the PPF to shift outward.

ANS: F PTS: 1 DIF: Moderate NAT: Analytic
LOC: Scarcity, tradeoffs, and opportunity cost

2. The law of increasing opportunity cost results from the varying ability of resources to adapt to the production of different goods and it helps to explain why production possibilities curves are typically bowed outward.

ANS: T PTS: 1 DIF: Moderate NAT: Analytic
LOC: Scarcity, tradeoffs, and opportunity cost

3. Production possibilities curves can shift outward but they do not shift inward.

ANS: F PTS: 1 DIF: Easy NAT: Analytic
LOC: Scarcity, tradeoffs, and opportunity cost

4. Business firms produce things, but individuals do not.

ANS: F PTS: 1 DIF: Moderate NAT: Analytic
LOC: Scarcity, tradeoffs, and opportunity cost

5. Productive efficiency implies that more of one good can not be produced without a loss of production of the other good.

ANS: T PTS: 1 DIF: Easy NAT: Analytic
LOC: Efficiency and equity

6. *Terms of trade* refers to the existence of trade restrictions such as tariffs.

ANS: F PTS: 1 DIF: Moderate NAT: Analytic
LOC: Gains from trade, specialization and trade

7. If the PPF for two goods is a downward-sloping straight line, the resources used to produce those goods are perfectly interchangeable.

ANS: T PTS: 1 DIF: Easy NAT: Analytic
LOC: Scarcity, tradeoffs, and opportunity cost

8. It is possible for one person to have a comparative advantage in the production of both goods being produced.

ANS: F PTS: 1 DIF: Moderate NAT: Analytic
LOC: Scarcity, tradeoffs, and opportunity cost

9. Economists use the term *productive inefficiency* to describe adverse third-party effects of a transaction.

ANS: F PTS: 1 DIF: Easy NAT: Analytic
LOC: Efficiency and equity

10. A decrease in the quantity of resources available causes a movement down along a given PPF.

ANS: F PTS: 1 DIF: Easy NAT: Analytic
LOC: Scarcity, tradeoffs, and opportunity cost

11. If transaction costs are reduced, a potential trade can turn into an actual trade.

ANS: T PTS: 1 DIF: Easy NAT: Analytic
LOC: Gains from trade, specialization and trade

12. The law of increasing opportunity cost helps to explain why PPF's are typically bowed-outward.

ANS: T PTS: 1 DIF: Moderate NAT: Analytic
LOC: Scarcity, tradeoffs, and opportunity cost

13. In a PPF graph of goods X and Y, points that lie beyond (to the right of) the PPF represent combinations of the two goods that are currently unattainable.

ANS: T PTS: 1 DIF: Easy NAT: Analytic
LOC: Scarcity, tradeoffs, and opportunity cost

14. If you do not need *anything* to produce goods, you would have defeated scarcity.

ANS: T PTS: 1 DIF: Moderate NAT: Analytic
LOC: Scarcity, tradeoffs, and opportunity cost MSC: Economics 24/7
NOT: NEW

15. A profit for one person necessarily implies a loss for someone else.

ANS: F PTS: 1 DIF: Moderate NAT: Analytic
LOC: Scarcity, tradeoffs, and opportunity cost MSC: Economics 24/7
NOT: NEW

16. In April 2007 when the Israelis were negotiating with Hizbullah for a prisoner exchange with the Taliban and Afghani government, all sides had agreed to a trade, but they had difficulty deciding upon the terms of trade.

ANS: T PTS: 1 DIF: Moderate NAT: Analytic
LOC: Scarcity, tradeoffs, and opportunity cost MSC: Economics 24/7
NOT: NEW

ESSAY

1. Give a definition of an advance in technology. Describe the effect of an advance in technology on the PPF.

ANS:

An advance in technology commonly refers to the ability to produce more output with a fixed amount of resources or the same amount of output with a smaller amount of resources. When technology advances the PPF shifts outward.

PTS: 1 DIF: Moderate NAT: Analytic LOC: Productivity and growth

2. Why is the production possibilities frontier (PPF) typically bowed-outward? Under what circumstances would the PPF be a straight line?

ANS:

The PPF is typically bowed-outward due to the law of increasing opportunity costs. As more of a product is produced, it becomes increasingly more difficult to find resources that are well-suited to producing that product. Therefore, the opportunity cost of producing more units grows and the PPF becomes steeper and steeper. The PPF is a straight line when the resources used to produce the two products are perfectly interchangeable, and thus the opportunity cost of producing more units is constant.

PTS: 1 DIF: Difficult NAT: Analytic
LOC: Scarcity, tradeoffs, and opportunity cost

3. Using your own words, describe the *law of increasing opportunity costs*. Be sure to explain why this phenomenon occurs and how it helps to contribute to the shape of the production possibilities frontier.

ANS:

People (and other resources) have varying abilities when it comes to producing a given product which results in a non-constant opportunity cost. Those resources that are better suited at making the product will have a lower opportunity cost than those who are less-suited. As more of a product is produced, it becomes increasingly more difficult to find resources that are well-suited to producing that product. Therefore, the opportunity cost of producing more units grows as additional units are produced, and the PPF becomes steeper and steeper. The result is that the PPF is typically bowed-outward due to the law of increasing opportunity costs.

PTS: 1 DIF: Difficult NAT: Analytic
 LOC: Scarcity, tradeoffs, and opportunity cost NOT: NEW

4. Describe what *productive efficiency* means. How is productive efficiency represented by a PPF?

ANS:

An economy is producing efficiently if it is producing the maximum amount of output with a set amount of resources and technology. Efficiency is represented by all of the points that lie along the PPF.

PTS: 1 DIF: Moderate NAT: Analytic LOC: Efficiency and equity

5. Explain how the study of economics might be beneficial to a history major.

ANS:

Many historical events are linked to the economic issues of that era. Understanding economic terms and theories can help historians to more fully comprehend the intricacies of a historical event or period. In addition, an understanding of cause and effect relationships within economics can help a historian evaluate the conclusions drawn by other historians.

PTS: 1 DIF: Moderate NAT: Reflective thinking
 LOC: The study of economics and definitions of economics

6. Explain how a technological advancement in one sector of the economy can lead to a change in the number of people who work in another sector of the economy. Give an example to help support your answer.

ANS:

A technological advancement in one sector of the economy can lead to fewer people being needed to produce the goods in that sector. This will release people from that sector and allow them to take jobs in other sectors of the economy. This is what happened in the farming industry during the 20th century. As more and more farming tasks that had once been performed by people were being performed by machinery and computers, the former farmers were then free to find jobs in fields such as manufacturing and service industries.

PTS: 1 DIF: Moderate NAT: Analytic
 LOC: The study of economics and definitions of economics NOT: NEW