

TEST BANK

SHELLY CASHMAN SERIES®

Adobe®
PHOTOSHOP® CS5
INTRODUCTORY



SHELLY | STARKS

Chapter 2: Adding Web Pages, Links, and Images

MULTIPLE CHOICE

1. In Windows, the main directory of a disk is called the ____ directory.
- a. root
 - b. top level
 - c. either a or b
 - d. neither a nor b

ANS: C PTS: 1 REF: DW 105

2. The ____ icon represents a device such as the desktop or a disk drive.
- a. device
 - b. application
 - c. folder
 - d. menu

ANS: A PTS: 1 REF: DW 105

3. The ____ icon represents a folder
- a. device
 - b. application
 - c. folder
 - d. menu

ANS: C PTS: 1 REF: DW 105

4. Windows arranges all of these objects — root directory, folders, subfolders, and files — in a ____.
- a. circle
 - b. hierarchy
 - c. line
 - d. square

ANS: B PTS: 1 REF: DW 105

5. If you have already created a document that you can use as a Web page, store it in the root folder for your site, and then use the Open command on the ____ menu.
- a. Edit
 - b. Format
 - c. Program
 - d. File

ANS: D PTS: 1 REF: DW 106

6. The vector file contains a description of the image expressed ____.
- a. mathematically
 - b. alphabetically
 - c. linguistically
 - d. musically

ANS: A PTS: 1 REF: DW 113

7. A ____ file maps out or plots an image on a pixel-by-pixel basis.
- a. vector
 - b. bitmap
 - c. either a or b
 - d. neither a nor b

ANS: B PTS: 1 REF: DW 113

8. The bit-resolution of an image is described by the number of bits used to represent each ____.
- a. quadrant
 - b. pixel
 - c. inch
 - d. centimeter

ANS: B PTS: 1 REF: DW 113


9. An 8-bit image supports up to ____ colors.








CSS STYLES AP ELEMENTS TAG INSPECTOR

DATABASES BINDINGS SERVER BEHAVIORS

FILES ASSETS SNIPPETS

Images: Site Favorites



Name	Dimensi...	Size	Ty...	Full Path
 clark_01.jpg	277x371	12KB	JP...	/images/clark_01.jpg
 ducks.jpg	1500x10...	37...	JP...	/images/ducks.jpg
 glacier01.jpg	1029x576	19...	JP...	/images/glacier01.jpg
 grizzly.jpg	500x275	63KB	JP...	/images/grizzly.jpg
 lewis_01.jpg	285x461	15KB	JP...	/images/lewis_01.jpg
 montana_map...	450x252	54KB	GIF...	/images/montana_m...
 parks_bkg.jpg	256x256	8KB	JP...	/images/parks_bkg.jp

Insert

25. To add an asset to the Favorites list, select the item in the Site list and then click the ____ button.
- a. Favorite Asset
 - b. Favorite Site
 - c. Add to Favorites
 - d. Remove from Favorites
- ANS: C PTS: 1 REF: DW 124
26. When using the Property inspector, the Border is the width, in pixels, of the image's border. The default is ____ .
- a. no border
 - b. top border only
 - c. four-sided border
 - d. right and left border only
- ANS: A PTS: 1 REF: DW 126
27. When using the Property inspector, the ____ tool opens the computer's default image editor, which is Photoshop.
- a. Change
 - b. Draw
 - c. Graphics
 - d. Edit
- ANS: D PTS: 1 REF: DW 126
28. When using the Property inspector, Edit Image Settings opens the ____ dialog box.
- a. Image Preview
 - b. Image Links
 - c. Image Format
 - d. Image Size
- ANS: A PTS: 1 REF: DW 126
29. When using the Property inspector, ____ specifies the image name that is contained in the source code.
- a. Title
 - b. Name
 - c. Key
 - d. ID
- ANS: D PTS: 1 REF: DW 127
30. When using the Property inspector, the ____ box allows you to make the selected image a hyperlink to a specified URL or Web page.
- a. Web
 - b. Link
 - c. Align
 - d. Edit
- ANS: B PTS: 1 REF: DW 127
31. When using the Property inspector, if you change an image size, the ____ tool is displayed after an image size has been changed.
- a. Reset Size
 - b. Format
 - c. Transition
 - d. Edit
- ANS: A PTS: 1 REF: DW 127
32. When using the Property inspector, use ____ to specify the frame or window in which the linked page should load.
- a. Window
 - b. Frame
 - c. Target
 - d. Link
- ANS: C PTS: 1 REF: DW 127
33. H Space adds space along the ____ of an image.
- a. top and bottom
 - c. either a or b

ANS: A, B, C, D PTS: 1 REF: DW 127

2. The Reset Size tool can be used to reset the ____ dimensions to their original values.
- a. W
 - b. H
 - c. V Space
 - d. H Space

ANS: A, B PTS: 1 REF: DW 127

3. Dreamweaver provides 10 alignment options for images that include ____.
- a. Absolute Top
 - b. Absolute Middle
 - c. Absolute End
 - d. Absolute Bottom

ANS: B, D PTS: 1 REF: DW 128

4. Dreamweaver makes available several basic image editing tools to modify and enhance an image, including ____.
- a. cropping
 - b. resampling
 - c. brightness
 - d. kerning

ANS: A, B, C PTS: 1 REF: DW 141

5. You can create a relative link by ____.
- a. using the context menu
 - b. using the point to file method
 - c. using the drag-and-drop method
 - d. using the browse for file method
 - e. using the root-relative dialog box

ANS: A, B, C, D PTS: 1 REF: DW 146

TRUE/FALSE

1. When creating a Web site, you should follow a standard format or style for all pages contained within the site.

ANS: T PTS: 1 REF: DW 100

2. You can create new folders and files for your site through the Files panel, which is quite different from the Windows file organization method.

ANS: F PTS: 1 REF: DW 105

3. You cannot copy a file from a Windows folder and paste it into a site in the Dreamweaver Files panel.

ANS: T PTS: 1 REF: DW 105

4. HTTP is an authoring language that defines the structure and layout of a document so that it is displayed as a Web page and is compatible with most Web browsers.

ANS: F PTS: 1 REF: DW 107

5. When you are selecting images for a Web site, you should understand that the size and type of image or images used within a Web page affect how fast the Web page downloads.

ANS: T PTS: 1 REF: DW 113

6. One of the benefits of bitmap images is the small file size, particularly relative to the larger file size of vector images.

ANS: F PTS: 1 REF: DW 113

7. Bitmap images are the more common type of image file.

ANS: T PTS: 1 REF: DW 113

8. GIF (.gif) is an acronym for Graphics Image Format.

ANS: F PTS: 1 REF: DW 114

9. Older browsers do not support progressive JPEG files.

ANS: T PTS: 1 REF: DW 114

10. Dreamweaver's Code window displays basically what you see in a Web browser window.

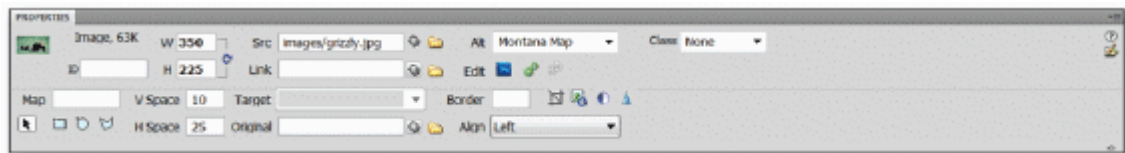
ANS: F PTS: 1 REF: DW 119

11. When using invisible elements with images, the invisible element marker is not displayed if the image is aligned to the left.

ANS: T PTS: 1 REF: DW 119

12. When using Property Inspector, use Text to specify alternate text that appears in place of the image for text-only browsers.

ANS: F PTS: 1 REF: DW 126



13. Referring to the accompanying figure, if you wanted an image border you would fill in the width, in inches, in the Border text box.

ANS: F PTS: 1 REF: DW 126

14. Referring to the accompanying figure, the image name that is contained in the source code is what belongs in the ID text box.

ANS: T PTS: 1 REF: DW 127

15. When you insert an image into a Web page that contains text, by default, the text around the image aligns to the right and bottom of the image.

ANS: T PTS: 1 REF: DW 127

16. When aligning an image, by default, only about eight pixels of space are inserted between the image and adjacent text.
- ANS: F PTS: 1 REF: DW 129
17. Cropping can be very effective for improving the appearance of a photo by highlighting the main point of interest in an image.
- ANS: T PTS: 1 REF: DW 142
18. The values for the Brightness and Contrast settings range from 100 to 200.
- ANS: F PTS: 1 REF: DW 144
19. You use absolute links when the linked documents are in the same folder.
- ANS: F PTS: 1 REF: DW 145
20. The point to file and drag-and-drop methods of creating a relative link require that the Property inspector and the Files or Assets panels be open.
- ANS: T PTS: 1 REF: DW 146
21. By default, when you click a link, the linked Web page opens in the current browser window.
- ANS: T PTS: 1 REF: DW 153
22. You display the Page Properties dialog box by clicking Appearance on the Application bar.
- ANS: F PTS: 1 REF: DW 159
23. The default color for a link is blue and a visited link is purple.
- ANS: T PTS: 1 REF: DW 159
24. The case of the tags does have an effect on how the browser displays the output.
- ANS: F PTS: 1 REF: DW 160
25. Splitting the Document window to view the code makes it easier to view the visual design while you make changes in the source code.
- ANS: T PTS: 1 REF: DW 160

COMPLETION

1. Clicking the Site pop-up menu in the _____ panel lists the sites you have defined.
- ANS: Files
- PTS: 1 REF: DW 103
2. The _____ page normally is named index.htm or index.html.

ANS: home

PTS: 1 REF: DW 105

3. The Dreamweaver _____ panel provides a view of the devices and folders on your computer and shows how these devices and folders are organized.

ANS: Files

PTS: 1 REF: DW 105

4. _____ images are composed of key points and paths, which define shapes and coloring instructions, such as line and fill colors.

ANS: Vector

PTS: 1 REF: DW 113

5. A(n) _____, or picture element, is the smallest point in a graphical image.

ANS: pixel

PTS: 1 REF: DW 113

6. Graphic monitors display images by dividing the display screen into thousands (or millions) of pixels, arranged in a(n) _____ of rows and columns.

ANS: grid

PTS: 1 REF: DW 113

7. The _____ feature lets the browser begin to build a low-resolution version of the full-sized GIF picture on the screen while the file is still downloading.

ANS: interlacing

PTS: 1 REF: DW 114

8. _____ GIF images are simply a number of GIF images saved into a single file and looped, or repeated, over and over.

ANS: Animated

PTS: 1 REF: DW 114

9. The _____ panel, which is grouped with the Files panel, helps you manage and organize your Web site's assets.

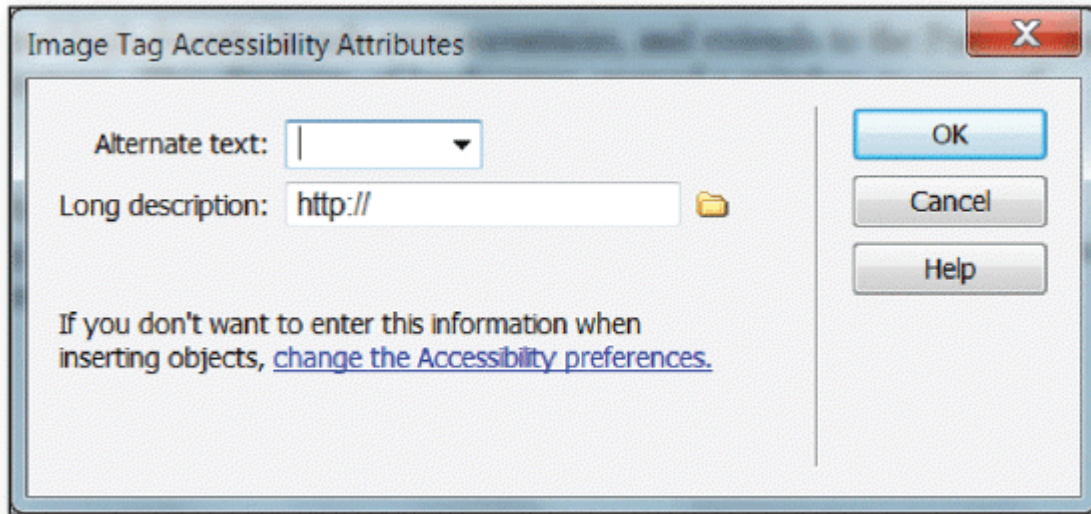
ANS: Assets

PTS: 1 REF: DW 117

10. When you insert and then align an image in a Document window, Dreamweaver can display a(n) _____ that shows the location of the inserted image within the HTML code.

ANS: invisible element marker

PTS: 1 REF: DW 119



11. Entered in the dialog box in the accompanying figure, _____ text is spoken aloud for visually impaired users who use speech synthesizers with text-only browsers.

ANS: alternate

PTS: 1 REF: DW 126

12. _____ determines where on the page the image is displayed and if and how text wraps around the image.

ANS: Alignment

PTS: 1 REF: DW 127

13. _____ lets you edit an image by reducing the area of the image and allows you to eliminate unwanted or distracting portions of the image.

ANS: Cropping

PTS: 1 REF: DW 141

14. The process of _____ adds or subtracts pixels from a resized JPEG or GIF image file to match the appearance of the original image as closely as possible.

ANS: resampling

PTS: 1 REF: DW 141

15. _____ adjusts the focus of an image by increasing the contrast of edges found within the image.

ANS: Sharpening

PTS: 1 REF: DW 142

16. Another type of link is a(n) _____ link or script link. This type of link provides for attaching behaviors to an object or executes JavaScript code.

ANS: null

PTS: 1 REF: DW 146

17. Recall that a(n) _____ link (also called an external link) contains the complete Web site address of a document.

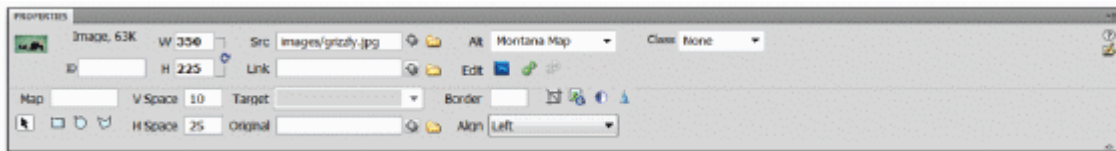
ANS: absolute

PTS: 1 REF: DW 155

18. When visitors click a(n) _____ link, their default e-mail program opens a new e-mail message.

ANS: e-mail

PTS: 1 REF: DW 156



19. To delete a link, select the link you want to change. The linked document name is displayed in the Link box in the _____, as shown in the accompanying figure.

ANS: Property inspector

PTS: 1 REF: DW 159

20. Dreamweaver's _____ feature allows you to preview how the page will look in a browser without leaving Dreamweaver.

ANS: Live View

PTS: 1 REF: DW 161

MODIFIED TRUE/FALSE

1. Graphical images used on the Web are in one of two broad categories: vector and pixel.

ANS: F, bitmap

PTS: 1 REF: DW 113

2. Brightness makes the pixels in the image lighter or darker overall. _____

ANS: T PTS: 1 REF: DW 142

3. A relative link is also referred to as a document-relative link or external link. _____

ANS: F, internal

PTS: 1 REF: DW 145

4. The Page Properties HTML dialog box provides three options for link colors: Link, Active Link, and Visited Link. _____

ANS: T PTS: 1 REF: DW 159

5. Dreamweaver's Print View feature allows you to preview how the page will look in a browser without leaving Dreamweaver. _____

ANS: F, Live

PTS: 1 REF: DW 161

MATCHING

Identify the letter of the choice that best matches the phrase or definition.

- | | |
|--------------------|--------------------|
| a. Top | f. Absolute Bottom |
| b. Absolute Middle | g. Middle |
| c. Right | h. Baseline |
| d. Default | i. TextTop |
| e. Left | j. Bottom |

1. Aligns the image with the baseline of the text or the bottom of another image regardless of the browser setting
2. Aligns the image with the baseline of the text in most browser default settings
3. Aligns the image with the top of the item; an item can be text or another object
4. Aligns the image with the baseline of the text or object at the vertical middle of the image
5. Aligns the image with the top of the tallest character in a line of text
6. Aligns the image with the baseline of the text regardless of the browser setting
7. Aligns the image with the bottom of the current line of text or another object
8. Aligns the image at the left margin
9. Aligns the image at the right margin
10. Aligns the image with the middle of the current line of text

1. ANS: J PTS: 1 REF: DW 128

2. ANS: D PTS: 1 REF: DW 128

3. ANS: A PTS: 1 REF: DW 128

4. ANS: G PTS: 1 REF: DW 128

5. ANS: I	PTS: 1	REF: DW 128
6. ANS: H	PTS: 1	REF: DW 128
7. ANS: F	PTS: 1	REF: DW 128
8. ANS: E	PTS: 1	REF: DW 128
9. ANS: C	PTS: 1	REF: DW 128
10. ANS: B	PTS: 1	REF: DW 128

ESSAY

1. Please describe bitmap and vector images. Which one is more popular?

ANS:

- Vector images are composed of key points and paths, which define shapes and coloring instructions, such as line and fill colors. The vector file contains a description of the image expressed mathematically. The file describes the image to the computer, and the computer draws it. One of the benefits of vector images is the small file size, particularly relative to the larger file size of bitmap images.

- Bitmap images map out or plot an image on a pixel-by-pixel basis. A pixel, or picture element, is the smallest point in a graphical image. Graphic monitors display images by dividing the display screen into thousands (or millions) of pixels, arranged in a grid of rows and columns. The pixels appear connected because they are so close together. This grid of pixels is a bitmap.

- Bitmap images are the more common type of image file.

PTS: 1 REF: DW 113 TOP: Critical Thinking

2. Describe each of these: Link, Active Link, and Visited link. What are the default colors of a link and a visited link? Which dialog box do you use to change the color of these links?

ANS:

a) Describe Link, Active Link, and Visited Link:

Link (the link has not been clicked), Active Link (the link changes color when the user clicks it), and Visited Link (the link has been visited).

b) Default colors:

The default color for a link is blue and a visited link is purple.

c) How to change colors:

You easily can change colors of links through the Page Properties dialog box.

PTS: 1 REF: DW 159 TOP: Critical Thinking

3. Three types of link paths are available: absolute, relative, and root-relative. Please briefly describe each of these paths.

ANS:

- An absolute link provides the complete URL of the document. This type of link also is referred to as an external link. Absolute links generally contain a protocol (such as http://) and primarily are used to link to documents on other servers.

- You use relative links for local links. This type of link also is referred to as a document-relative link, or an internal link. If the linked documents are in the same folder, such as those in your parks folder, this is the best type of link to use. You also can use a relative link to link to a document in another folder, such as the images folder.

- You use the root-relative link primarily when working with a large Web site that requires several servers. Web developers generally use this type of link when they must move HTML files from one folder or server to another folder or server.

PTS: 1

REF: DW 145-DW 146

TOP: Critical Thinking

CASE

Critical Thinking Questions

Case 2-1

Jessica teaches a Dreamweaver class at a local college. Today her lesson is on how to create a relative link. Please answer the questions below.

1. Jessica demonstrates for the class how to use the browse for file method of creating a relative link. First she accesses the ____ menu and clicks the Make Link command. She then selects the file in the Select file dialog box.
 - a. Browse
 - b. Web page
 - c. Modify
 - d. Link

ANS:

C.

PTS: 1

REF: DW 146

TOP: Critical Thinking

2. Jessica then demonstrates for the class the drag-and-drop method of creating a relative link. She drags the file from the Files or Assets panel to the ____ text box in the Property inspector.
 - a. File
 - b. Select
 - c. Link
 - d. Relative

ANS:

C.

PTS: 1

REF: DW 146

TOP: Critical Thinking

Critical Thinking Questions

Case 2-2

Wes is a wedding photographer and is editing some of his best photos to put on his Web site. He uses Dreamweaver's Image editing tools. Please answer the questions below.

3. Wes has heard of a process that will reduce the size of his image by adding or subtracting pixels from his GIF images. This system, called ____ matches the appearance of the original image as closely as possible while improving download performance.
- a. cropping
 - b. eyedropping
 - c. resampling
 - d. sharpening

ANS:

C.

PTS: 1

REF: DW 141

TOP: Critical Thinking

4. On one of the photos, Wes wants to adjust the focus of the image by increasing the contrast of edges found within the image. He would do this by using ____.
- a. cropping
 - b. eyedropping
 - c. resampling
 - d. sharpening

ANS:

D.

PTS: 1

REF: DW 142

TOP: Critical Thinking